

A guide to
barcode
sybology
for the logistics
industry

COGNEX
id >

Symbology in barcodes

Barcode technologies provide fast reliable data collection to ensure item or package traceability, and enhance customer service.

Barcodes are machine readable symbols that store identifying data about the package or item with which they are associated. These symbols, when read by a barcode scanner, are decoded, recorded, and processed to extract the data for a variety of uses (e.g., pricing, order fulfillment, traceability through production, sortation, shipping, etc.)

Over the years, different forms of barcodes have been developed to help businesses around the world. These include:


1-D linear barcodes

A 1-D (one-dimensional) barcode is the typical style with which we are most familiar. All the information in the code is organized horizontally in bar and space widths and read left to right by a scanner. Several versions of 1-D codes store only numerical data while others can encode additional characters. The height of the code varies based on the space available on a product and the ability of a barcode reader to read a small or large sized barcode.



2-D matrix codes

In the 2-D (two-dimensional) matrix code type, the data is encoded as black and white 'cells' (small squares) arranged in either a square or rectangular pattern. As well as being able to encode huge amounts of data, the matrix code improves readability and resistance to poor printing. They also include redundant data so even if one or more cells are damaged, the code is still readable.



Postal codes

This type of barcode lies somewhere in between a 2-D and a 1-D linear barcode. Instead of encoding data in the black bar and white space widths, these primarily use the height of the bars. The majority of postal codes only use numbers, but a few are now starting to include letters as well.



Stacked linear barcodes

A stacked linear barcode is one of two types of 2-D barcodes. These simply consist of multiple linear barcodes that are layered on top of one another, allowing a greater amount of information to be encoded. However, to fully decode the data, a barcode reader must be able to simultaneously read the code both horizontally and vertically.



Decoding a barcode

Let's take a closer look at the makeup of two of the most common barcode types:

Universal Product Code (UPC)




HUMAN READABLE CODE

The first six digits are the manufacturer identification number which they pay an annual fee for and the next five digits are an item number.

CHECK DIGIT

Calculated by a formula using the other numbers in the code, it enables the barcode reader to determine if it scanned the number correctly.

Data Matrix



CLOCKING PATTERN

Provides a count of the number of rows and columns in the code.

CELL

DATA REGION

Can be text or numeric data up to 2,335 alphanumeric characters. Redundant data is often included so even if one or more cells are damaged, the code is still readable.

FINDER OR 'L' PATTERN

Helps a barcode reader locate and determine the orientation of the code.

The evolution of barcodes



A brief history

It might be hard to remember a time when barcodes were not part of our daily lives, but it was not until the 1970s that they first made an impact. Although the first patent was actually issued in 1952, it was still some time later that they were first commercially used to label railroad cars.

However, it took until June 1974 before the first scanner was installed at a Marsh's supermarket in Ohio, USA, allowing a product with a barcode attached to be read for the very first time. Unassumingly, this was just a simple packet of Wrigley's® chewing gum.



Today's application

Decades after that first scan, we can hardly imagine a world without barcodes. Available in various guises, barcodes continue to benefit industries that manufacture, buy, sell and distribute products. They help collect data faster and more reliably, improve decision making, eliminate the possibility of human error, reduce employee training time and track products throughout their lifecycle. They are also extremely versatile, inexpensive to design and print and ultimately reduce costs.

Quite simply they have changed the way businesses work across the globe.




1-D linear barcodes

1-D linear barcodes are probably the most commonly recognized style of barcode used today. The following selection of symbols help illustrate their multiple forms:

Code 128

Code 128 is a more recently introduced symbol and the most robust 1-D barcode type. The number 128 refers to the ability to hold any character of the ASCII 128 character set. That includes all digits, characters and punctuation marks. This makes it fairly compact and very powerful as it enables diverse storage of data.

Encoding Type: Alphanumeric | Format: Multi-width | Check Digit: Required



Typical Usage: **Logistics**

UPC-A

By far the most common and well-known barcode used in the U.S., UPC-A encodes 12 digits of data. The first digit is the number system character followed by a five-digit manufacturer number, a five-digit product number and a final check digit. Due to its limited encoding, UPC-A is primarily used in retail.



Typical Usage:
**Retail & Supermarkets
in United States**

Encoding Type: Numeric
Format: Multi-width | Check Digit: Required

EAN-13

EAN-13 is the European counterpart of the UPC-A symbol. The main difference between them is that the EAN-13 encodes an extra digit of data to make a total of 13. The first two digits of the barcode identify a specific country and the check digit is the last number of the second group of six digits.



Typical Usage:
**Retail & Supermarkets
in Europe**

Encoding Type: Numeric
Format: Multi-width | Check Digit: Required

UPC-E

UPC-E is a condensed variation of a UPC-A barcode. The code is condensed as a result of eliminating 'extra' zeros from the digital data. Because the resulting barcode is about half the size of a UPC-A barcode, it is generally used on very small packaging where space is limited.



Typical Usage:
**Small Retail Packages
in United States**

Encoding Type: Numeric
Format: Multi-width | Check Digit: Required

EAN-8

EAN-8 is the EAN equivalent of UPC-E in the sense that it provides a short barcode. Set in two groups of four numbers, it is composed of two flag digits, five data digits and one check digit. This is primarily used on small packaging where space is limited.



Typical Usage:
**Small Retail Packages
in Europe**

Encoding Type: Numeric
Format: Multi-width | Check Digit: Required


Each of these requires registration to an association to assign unique serial data.

1-D linear barcodes

Code 39

Code 39, also known as '3 of 9 Code', was the first symbol to use numbers and letters. It is a variable-length barcode that is self-checking so a check digit normally isn't necessary, but is recommended. Its popularity is due to its ability to encode up to 43 numbers, letters and other characters. Code 39 is still widely used, especially in non-retail environments.

Encoding Type: Partial alphanumeric | Format: Wide/narrow | Check Digit: Optional




CODE39

Typical Usage: Military & Automotive

Extended Code 39

Extended Code 39 uses a combination of two standard Code 39 characters to encode every one of the 128 ASCII characters. It also allows for special characters, such as lowercase letters. Generally, the more special characters that are used, the longer the barcode will become. Most barcode readers will not automatically read Extended Code 39 without custom configuration.

Encoding Type: Partial alphanumeric | Format: Wide/narrow | Check Digit: Optional




C39Ext

Typical Usage: Military & Automotive

Code 93

Code 93 was designed to encode data more compactly and with higher data redundancy than with older multi-length barcode types such as Code 39.

Encoding Type: Alphanumeric | Format: Multi-width | Check Digit: Required




CODE93

Typical Usage: Military, Automotive & Healthcare

Interleaved 2 of 5

Interleaved 2 of 5 encodes any even number of numeric characters. Unlike Standard 2 of 5 (a.k.a. Industrial 2 of 5), which only encodes information in the width of the bars, Interleaved 2 of 5 encodes data in the width of both the bars and spaces. This allows Interleaved 2 of 5 to achieve higher density encoding.

Encoding Type: Numeric | Format: Wide/narrow | Check Digit: Optional



0123456789

Typical Usage: Distribution & Warehousing

Stacked linear barcodes

GS1 DataBar Stacked

GS1 DataBar Stacked barcodes are designed to condense the GTIN into a more compact and square barcode suitable for use on smaller packages (such as the label stickers on fresh produce).




Typical Usage:
Supermarkets

Encoding Type: ASCII characters | Format: Wide/narrow
Check Digit: Required

PDF417

PDF417 barcodes can store up to 1,800 printable ASCII characters or 1,100 binary characters per symbol. It is also possible to break large amounts of data into several PDF417 codes which are linked together. In theory, there is no limit to the amount of data that can be stored in a group of PDF417 symbols.



Typical Usage:
U.S. Driver's
Licenses & Logistics

Encoding Type: ASCII characters | Format: Wide/narrow
Check Digit: Required

Postal codes

Over the years nearly every country in the world has developed their own postal codes to best suit their needs. However, in recent times there has been a move towards standardizing them.

POSTNET

The POSTNET (Postal Numeric Encoding Technique) barcode is used by the U.S. Postal Service to automatically sort mail. Unlike most other barcodes in which data is encoded in the width of the bars and spaces, POSTNET actually encodes data in the height of the bars.



Intelligent Mail Barcode

The IMB (Intelligent Mail Barcode) is a U.S. Postal Service barcode used to sort and track letters and flats. In addition to the ZIP code used to generate a POSTNET barcode, the IMB carries sender's information.




2-D matrix codes

2-D symbologies are a more recent addition to the world of barcodes. By storing data both horizontally and vertically, significantly more can be encoded than is possible with a 1-D barcode. The following examples demonstrate the more popular ones available.

Data Matrix


Data Matrix codes allow encoding of large amounts of data (up to 2,335 alphanumeric or 3,116 numerical characters) and use an error correction system to read codes that are as much as 40% damaged. They are made up of black and white cells in a square or rectangular pattern, a finder pattern and a timing pattern (see page three).



Typical Usage:
Aerospace, Components,
U.S. Mail, HIBC, Defense,
& Printed Media

MaxiCode


MaxiCode is a fixed-size code which holds up to 93 data characters. It is composed of a central bulls-eye locator and offset rows of hexagonal elements. It was created by United Parcel Service® to allow quick, automated scanning of packages on high-speed conveyor lines (high powered image-based barcode readers can read a MaxiCode on a carton traveling at up to 550 feet/minute or 168 meters/minute).



Typical Usage:
Logistics

QR

QR (Quick Read) codes contain square blocks of black cells on a white background with finder patterns in the top left, top right, and bottom left corners. QR was developed with the intention of being used for tracking parts during vehicle assembly. However, it has grown in popularity since the introduction of readers on smartphones, and it is now commonly used in printed marketing materials.



Typical Usage:
Automotive Parts &
Commercial Marketing

Aztec

Named after the resemblance of the central finder pattern to an Aztec pyramid, the code is built on a square grid with a bulls-eye pattern at its center for locating the code. Data is encoded in concentric square rings around the bulls-eye pattern. Aztec codes have the potential to use less space than other matrix barcodes because they do not require a surrounding blank 'quiet zone'.



Typical Usage:
Travel Tickets & Car
Registration Documents

Reading barcodes

There are many types of barcode scanners on the market that address the many applications that use barcodes. Decoding capability, performance reliability and communications are key to getting the data into the system.

Ranking barcode readers

The most important way to rank barcode reader performance is by its read rate. Read rate is the number of barcodes read divided by the number attempted. It's usually expressed as a percentage and the closer to 100%, the better. Read rate is the best measure of how reliable and robust the reader is to the barcodes seen on the factory floor.

Barcode quality feedback

In many production lines, it is important to maintain the barcode print quality at a high level to ensure that the code can be read by other readers in the product distribution chain. Image-based readers can provide this feedback on every code they read.

Extracting the data

After marking the package or item and reading the code, the data is stored or used within the plant or distribution center's MES (Manufacturing Execution System). If available, Ethernet communication is the fastest and most reliable method of data transfer.



CALCULATING READ RATE

If 9,900 barcodes are successfully read in 10,000 attempts, the read rate is calculated:

$$9,900 \div 10,000 = .99 \text{ or } 99\%$$



Cognex barcode readers offer high read rates, industrial connectivity, and reliable performance, and come in many shapes and sizes:

- > Fixed-mount
- > Handheld
- > Mobile Computers
- > Verifiers

From the smallest and highest performing fixed-mount readers for direct part mark and high-speed code reading, to the widest range of handheld readers, Cognex has the solution for you.

Get more information about Cognex image-based readers at:

www.cognexlogistics.com

COGNEX

Companies around the world rely on Cognex vision and ID to optimize quality, drive down costs and control traceability.

Corporate Headquarters One Vision Drive Natick, MA USA Tel: +1 508.650.3000 Fax: +1 508.650.3344

Americas

United States, East +1 508 650 3000
United States, West +1 650 969 8412
United States, South +1 615 844 6158
United States, Detroit +1 248 668 5100
United States, Chicago +1 630 649 6300
Canada +1 905 634 2726
Mexico +52 81 5030 7258
Central America +52 81 5030 7258
South America +1 909 247 0445
Brazil +55 47 8804-0140

Europe


Austria +43 1 23060 3430
Belgium +32 2 8080 692
France +33 1 4777 1550
Germany +49 721 6639 0
Hungary +36 1 501 0650
Ireland +353 1 825 4420
Italy +39 02 6747 1200
Netherlands +31 208 080 377
Poland +48 71 776 0752
Spain +34 93 445 67 78
Sweden +46 21 14 55 88
Switzerland +41 71 313 06 05

Turkey +90 212 306 3120
United Kingdom +44 1327 856 040

Asia

China +86 21 5050 9922
India +9120 40147840
Japan +81 3 5977 5400
Korea +82 2 539 9047
Singapore +65 632 55 700
Taiwan +886 3 578 0060

www.cognex.com



© Copyright 2013, Cognex Corporation. All information in this document is subject to change without notice. Cognex and the Cognex logo are registered trademarks of Cognex Corporation. All other trademarks are the property of their respective owners. Printed in the USA. Lit. No. DMEG6-1311.